

My iPad™



COVERS
iPad Wi-Fi
and 3G

My iPad™

Copyright © 2011 by Pearson Education, Inc.

All rights reserved. No part of this book shall be reproduced, stored in a retrieval system, or transmitted by any means, electronic, mechanical, photocopying, recording, or otherwise, without written permission from the publisher. No patent liability is assumed with respect to the use of the information contained herein. Although every precaution has been taken in the preparation of this book, the publisher and author assume no responsibility for errors or omissions. Nor is any liability assumed for damages resulting from the use of the information contained herein.

ISBN-13: 978-0-7897-4471-5

ISBN-10: 0-7897-4471-6

Library of Congress Cataloging-in-Publication Data:

Rosenzweig, Gary.

My iPad / Gary Rosenzweig.

p. cm.

Includes index.

ISBN 978-0-7897-4471-5

1. iPad (Computer) 2. Tablet computers. I. Title.

QA76.8.J863R67 2011

004.16—dc22

2010018995

Printed in the United States of America

First Printing: July 2010

Trademarks

All terms mentioned in this book that are known to be trademarks or service marks have been appropriately capitalized. Que Publishing cannot attest to the accuracy of this information. Use of a term in this book should not be regarded as affecting the validity of any trademark or service mark.

Warning and Disclaimer

Every effort has been made to make this book as complete and as accurate as possible, but no warranty or fitness is implied. The information provided is on an "as is" basis. The author(s) and the publisher shall have neither liability nor responsibility to any person or entity with respect to any loss or damages arising from the information contained in this book.

Bulk Sales

Que Publishing offers excellent discounts on this book when ordered in quantity for bulk purchases or special sales. For more information, please contact

U.S. Corporate and Government Sales

1-800-382-3419

corpsales@pearsontechgroup.com

For sales outside of the U.S., please contact

International Sales

international@pearson.com

ASSOCIATE PUBLISHER

Greg Wiegand

ACQUISITIONS EDITOR

Laura Norman

DEVELOPMENT EDITOR

The Wordsmithery LLC

MANAGING EDITOR

Kristy Hart

PROJECT EDITOR

Lori Lyons

COPY EDITOR

Apostrophe Editing
Services

SENIOR INDEXER

Cheryl Lenser

TECHNICAL EDITOR

Matthew David

PUBLISHING

COORDINATOR

Cindy Teeters

BOOK DESIGNER

Anne Jones

SENIOR COMPOSITOR

Gloria Schurick

Contents at a Glance

Chapter 1	Getting Started	3
Chapter 2	Customizing Your iPad	21
Chapter 3	Networking and Syncing	41
Chapter 4	Playing Music and Video	59
Chapter 5	Reading Books	77
Chapter 6	Organizing Your Life	91
Chapter 7	Surfing the Web	107
Chapter 8	Communicating with Email	129
Chapter 9	Viewing Your Photos	143
Chapter 10	Writing with Pages	157
Chapter 11	Spreadsheets with Numbers	183
Chapter 12	Presentations with Keynote	211
Chapter 13	Navigating with Maps	229
Chapter 14	The World of Apps	243
Chapter 15	Using Popular and Critical Apps	257
Chapter 16	Games and Entertainment	295
Chapter 17	iPad Accessories	313
	Index	326

Table of Contents

1 Getting Started.....3

- The iPad Buttons and Switches4
 - The Home Button4
 - The Wake/Sleep Button5
 - The Volume Control6
 - The Screen Rotation Lock6
 - Orientation and Movement7
- Screen Gestures7
 - Tapping and Touching7
 - Pinching8
 - Dragging and Flicking8
- iPad Screens9
 - The Lock Screen9
 - The Home Screen9
 - An App Screen10
 - The Search Screen10
 - The Settings Screen12
- Interacting with Your iPad13
 - Common Interface Elements13
 - Using the On Screen Keyboard15
 - Editing Text16

2 Customizing Your iPad21

- Changing Your Wallpaper22
- Getting Details About Your iPad24
- Setting Alert Sounds26
- Password Protecting Your iPad28
- Setting Parental Restrictions30
- Changing the Home Button's Function32
- Setting Your Date and Time34
- Modifying Keyboard Settings35
- Changing Safari Settings37

Changing iPod Settings	38
More Settings	39

3 Networking and Syncing 41

Setting Up Your Wi-Fi Network Connection	42
Setting Up Your 3G Connection	44
Syncing with iTunes	46
Syncing Contacts, Calendars, and Other Information ..	48
Syncing Apps	49
Syncing Documents	51
Syncing Music	52
Syncing Photos	53
Syncing Using MobileMe	55

4 Playing Music and Video 59

Playing a Song	60
Build a Playlist	63
Making iTunes Purchases	65
Downloading Podcasts	69
Playing Video	72
Viewing YouTube Videos	74

5 Reading Books 77

Buying a Book from Apple	78
Reading a Book	81
Using Reading Aids	83
Adding Bookmarks and Highlights	85
Organizing Your Books	87
Using iBooks Alternatives	88

6 Organizing Your Life 91

Adding a Contact	92
Searching for a Contact	94
Working with Contacts	95

Creating a Calendar Event	96
Using Calendar Views	99
Day View	99
Week View	100
Month View	101
List View	102
Creating Notes	103

7 Surfing the Web 107

Browsing to a URL	108
Searching the Web	109
Viewing Web Pages	111
Returning to Previously Visited Websites	114
Bookmarking Websites	116
Delete Your Bookmarks	117
Delete a Single Bookmark	118
Another Way to Delete Bookmarks	118
Creating Home Screen Bookmarks	119
Filling in Web Forms	120
Opening Multiple Web Pages	123
Copying Text and Images from Web Pages	125
Using Images from Web Pages	126

8 Communicating with Email 129

Configuring Your Email	130
Reading Your Email	133
Composing a New Message	134
Creating a Signature	135
Deleting and Moving Messages	136
Searching Email	137
Configuring How Email Is Received	138
More Email Settings	139

9 Viewing Your Photos 143

Browsing Your Photos	143
Using Photos	146
Viewing Albums	148
Creating a Slideshow	149
Turning Your iPad into a Picture Frame	150
Capturing the Screen	152
Deleting Photos	153

10 Writing with Pages 157

Creating a New Document	157
Styling Text	160
Reusing Styles	163
Formatting Text	164
Creating Lists	166
Column Layouts	168
Inserting Images	169
Using Shapes in Documents	172
Creating Tables	173
Creating Charts	175
Document Setup	177
Transferring Documents to Pages with iTunes	178
Transferring Documents from Pages to iTunes	180

11 Spreadsheets with Numbers 183

Creating a New Spreadsheet	184
Totaling Columns	188
Averaging Columns	189
Performing Calculations	193
Formatting Tables	194
Formatting Cells	194
Formatting Whole Tables	197
Using Headers and Footers	198
Creating Forms	199

Creating Charts	202
Using Multiple Tables	204

12 Presentations with Keynote 211

Building a Simple Presentation	211
Building Your Own Slide	214
Adding Transitions	218
Magic Move	219
Object Transitions	221
Organizing Slides	223
Playing Your Presentation	225
Using the VGA Adapter	226

13 Navigating with Maps 229

Finding a Location	230
Searching for Places and Things	232
Getting Directions	233
Setting Bookmarks	235
Using Views	237
Using Satellite View	237
Using Street View	239
Getting Traffic Reports	241

14 The World of Apps 243

Purchasing an App	244
Arranging Apps on Your iPad	247
Arranging Apps Using iTunes	248
Finding Good Apps	250
Using iPhone/iPod touch Apps	251
Getting Help with Apps	253
Telling Friends About Apps	254

15 Using Popular and Critical Apps 257

Using iTap VNC	258
Using Bento	261
Using GoodReader	264
Using NewsRack	266
Using OmniGraffle	270
Adding a Dictionary and Thesaurus	272
Using MindNode	274
Using Skype	276
Putting Notes on Your Home/Lock Screen	279
Printing from Your iPad	283
Talk to Your iPad	285
Recording Voice Memos	288
Handwriting Notes	290
Other Useful Apps	292

16 Games and Entertainment 295

Watching Movies with Netflix	296
Reading Comics	298
Listening to Music with Pandora	299
Composing Music	301
Playing iPad Games	303
Air Hockey	303
Harbor Master	304
Implode!	304
Angry Birds	305
Cogs HD	306
Galcon Fusion	306
Plants vs. Zombies	307
WeRule	307
Scrabble	308
Labyrinth 2 HD	309
Real Racing HD	310
Tap Tap Radiation	310

17 iPad Accessories313

Apple iPad Dock314

Apple iPad Case315

Apple iPad Dock to VGA Adapter316

Apple Wireless Keyboard318

Apple iPad Keyboard Dock320

Power/Dock Accessories321

Protecting Your iPad322

Apple iPad Camera Connection Kit323

I Index326



Purchase
and read
books with
the iPad's
e-book
reader.

Find out how to purchase books from the iBooks store and how to read them on your iPad.

- Buying a Book from Apple
- Reading a Book
- Using Reading Aids
- Adding Bookmarks and Highlights
- Organizing Your Books
- Using iBooks Alternatives

5

Reading Books

We finally have a better way to enjoy books. As an e-book reader, your iPad can give you access to novels and textbooks alike, storing hundreds inside, and allowing you to purchase more right from the device.

A single app, the iBooks app, allows you to both read and purchase new books. You can also download and add books from other sources.

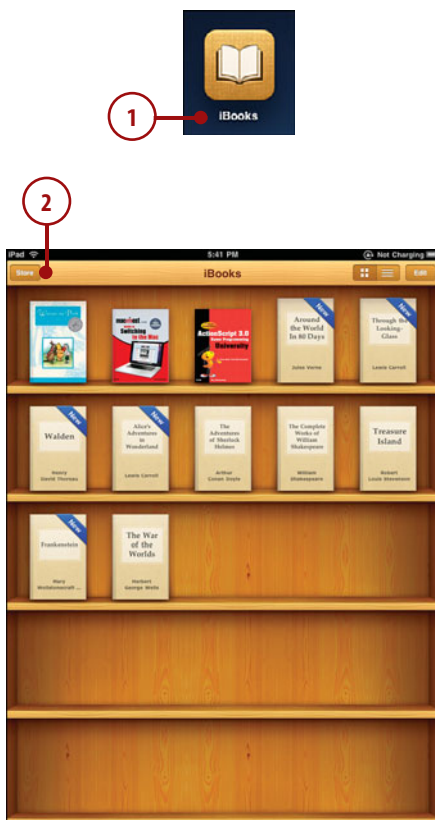
Buying a Book from Apple

Although the iBooks app comes with a free sample book, you might want to purchase a book with the bookstore side of the iBooks app.

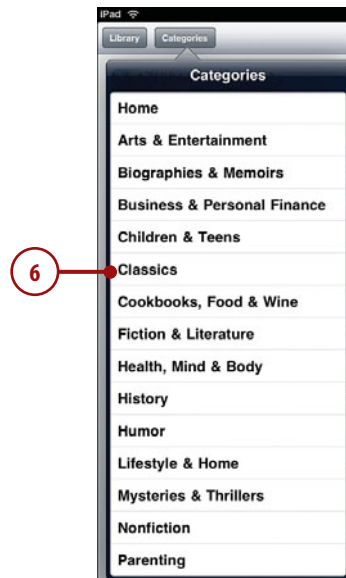
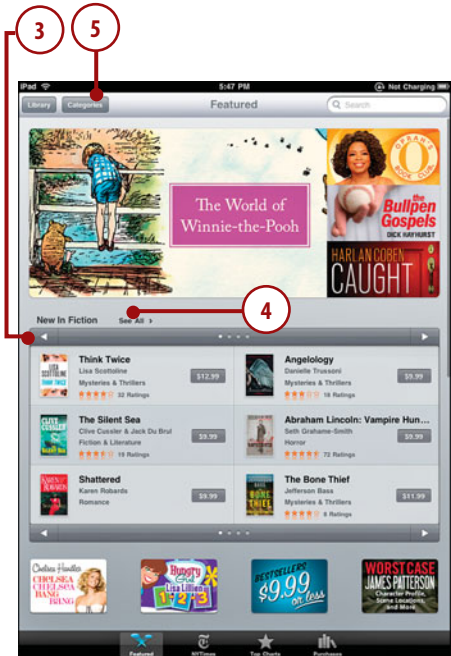
1. Tap the iBooks app icon to launch iBooks.
2. Tap the Store button to switch to the iBooks store.

Don't Want to Purchase from Apple?

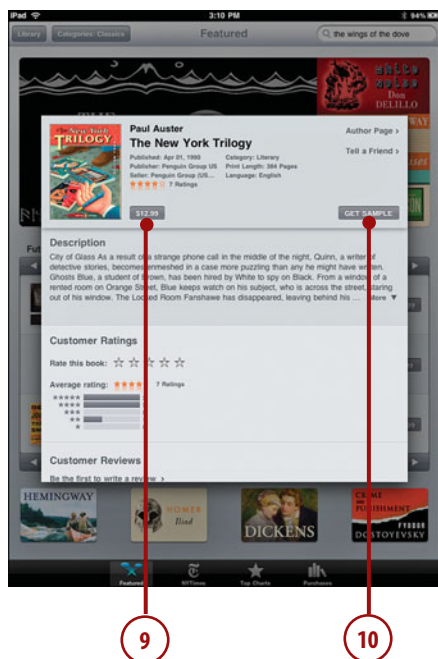
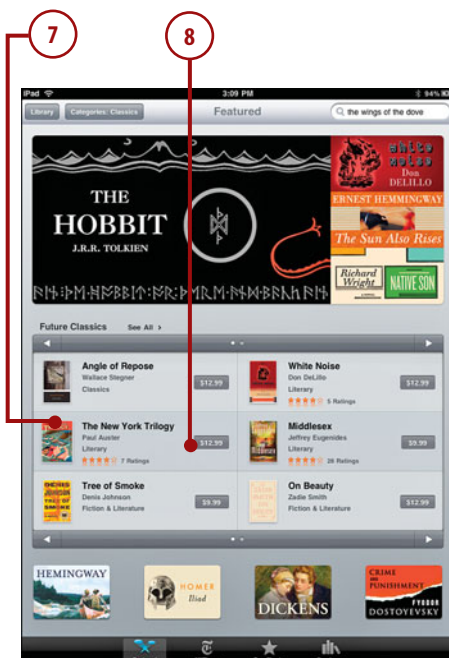
You don't necessarily need to buy books from Apple. You can buy from any seller that sends you an ePub formatted file with no copy protection. After you have the ePub file, just drag and drop it into iTunes. It will add it to your books collection there, ready to be synced to your iPad.



3. Tap one of the four arrows to scroll left and right through the featured books.
4. Tap See All to go to a list of the featured books.
5. Tap the Categories button to bring up a list of categories.
6. Tap a category to go to a list of featured books in that category, or drag in the list to scroll up and down.



7. Tap any book cover to view more information about the book.
8. Tap the price next to a book to purchase it.
9. The price button changes to Buy Book. Tap it again to continue with the purchase.
10. Tap the Get Sample button to download a sample of the book.



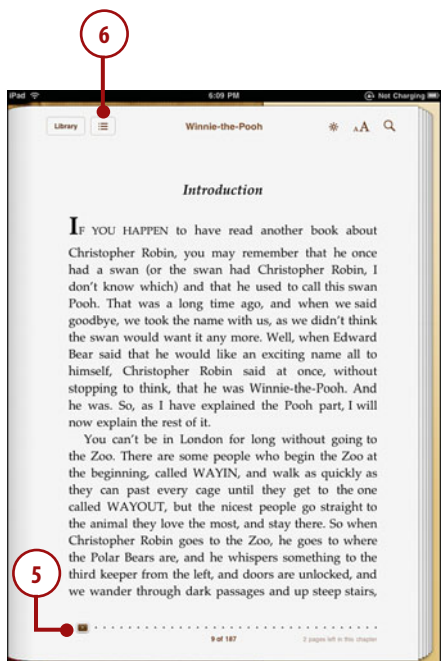
Reading a Book

Reading books is a simple process. Following are the basics of reading your downloaded books.

1. Tap the iBooks app icon to launch iBooks.
2. Tap a book to open it.



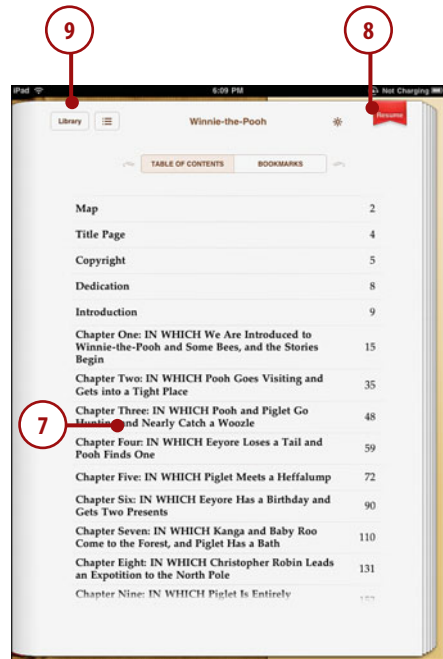
3. To turn a page, tap, hold anywhere along the right side of the page, and drag to the left. A virtual page turns.
4. Tap and drag from the left to the right, or simply tap the left side of the page to turn the page back.
5. To move quickly through pages, tap and drag the small marker at the bottom of the page along the dotted line. Release to jump to a page.
6. Tap the Table of Contents button at the top to view a table of contents.



7. Tap anywhere in the table of contents to jump to that part of the book.
8. Tap the Resume button to return to the page you were previously viewing.
9. Tap the Library button to return to your books. If you return to the book later, you return to the last page you viewed.

Tired of the Special Effects?

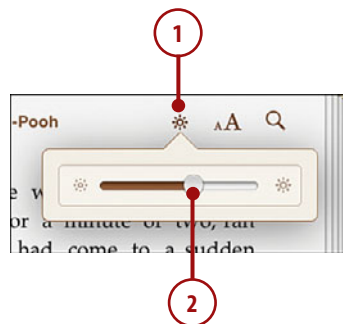
If you tire of the page-turning special effect, a quick tap on the right or left side of the screen also turns pages. The effect still shows, but it's quick.



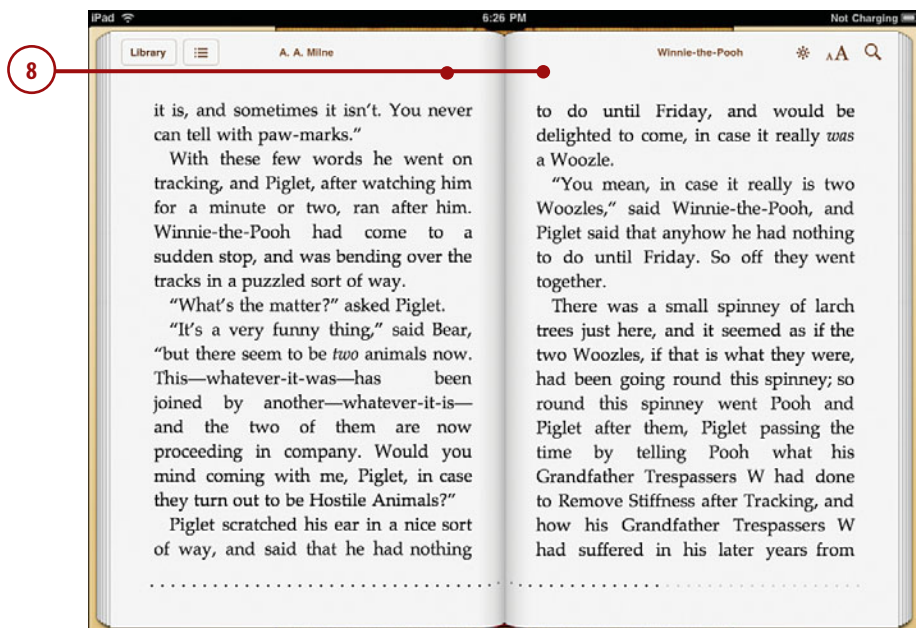
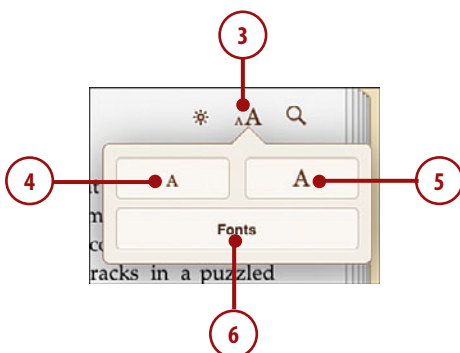
Using Reading Aids

iBooks has a variety of ways you can customize your reading experience. You can change the font size, the font itself, and even turn your iPad on its side to see two pages at one time.

1. While viewing a page in iBooks, tap the brightness control at the top of the screen.
2. Drag the brightness control left or right. Dragging to the left makes the screen dim, which you might use if you're reading in a dark room. Dragging to the right makes it bright, which could make reading easier while outdoors.



3. Tap the Font adjustment button at the top of the screen.
4. Tap the smaller “A” button to reduce the size of the text.
5. Tap the larger “A” button to increase the size of the text.
6. Tap the Fonts button to choose from a few font options.
7. Tap one of the fonts to select it.
8. Turn your iPad on its side to change to a two-page view. (Make sure your rotation lock switch is not on.)



Where Did the Buttons Go?

If you tap in the middle of the screen, the buttons at the top and the dotted line at the bottom disappear. You can still turn the pages; you just don't have access to these buttons. To see the buttons again, tap in the middle of the screen.

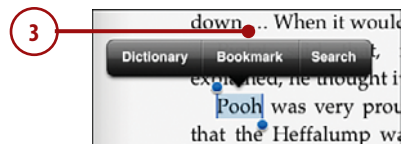
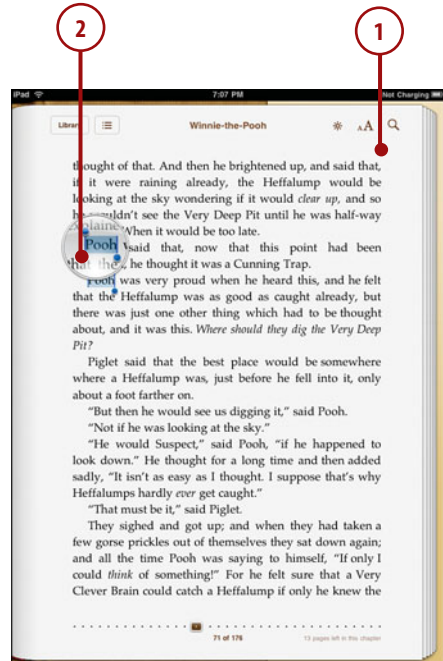
Adding Bookmarks and Highlights

Each time you launch iBooks, your iPad returns you to the page you were last reading. However, you might want to bookmark a favorite passage, a bit of key information, or a section you want to return to later.

1. Go to a page in a book in iBooks.
2. Tap a word, and hold your finger there until a magnifying glass appears.
3. Release your finger and you see three choices: Dictionary, Bookmark, and Search.

Dictionary and Search

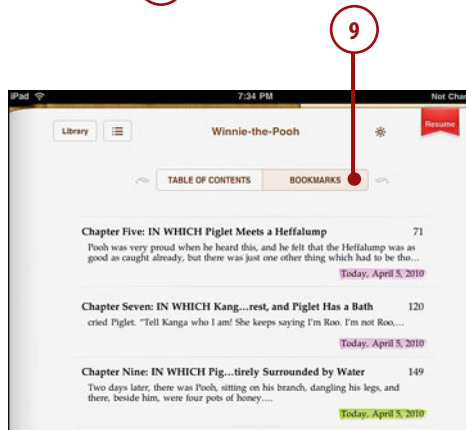

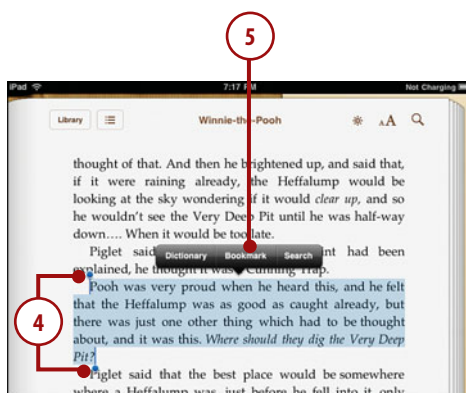
Tapping Dictionary brings up a definition of the word. Tapping Search brings up a list of the locations of the word throughout the text.



4. Drag the blue dots to enlarge the section of text highlighted. Choose a large enough section so that you can recognize what you bookmarked when it is out of context.
5. Tap Bookmark.
6. The text highlight now changes color. Tap the text again to see a set of choices that enables you to choose a different color.
7. Tap a color, or tap Unbookmark to remove the bookmark. You can use different colors to represent different types of bookmarks. For instance, if you are bookmarking passages in a textbook, you could highlight important facts with one color, and points that you want to research in the future with another color.
8. To see a list of bookmarks, tap the Table of Contents button.
9. Tap Bookmarks and your list of bookmarks appears.

Deleting Bookmarks

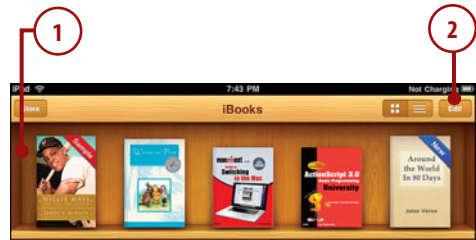
Want to delete a bookmark without having to go to the page? Just swipe left to right in the list of bookmarks and a Delete button appears.



Organizing Your Books

Like to read a lot? You aren't alone. I'm sure many people gather massive collections of e-books on their iPads. Fortunately, iBooks includes a few ways to organize your books.

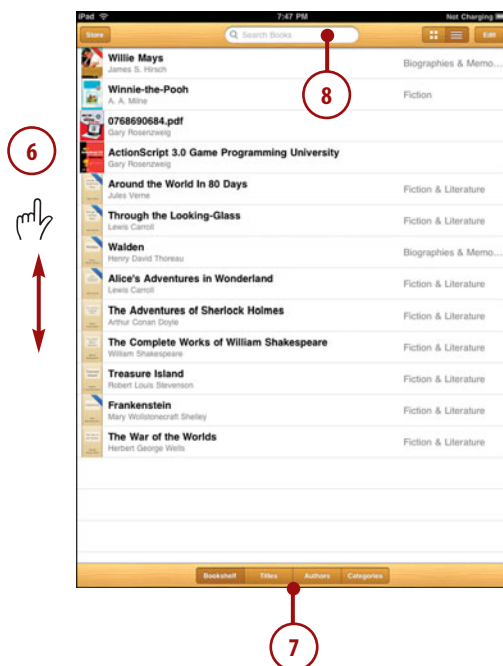
1. Go to your iBooks main page—your Library.
2. Tap the Edit button.
3. Tap the X in the upper-left corner of a book to delete it.
4. Tap and hold your finger over a book to drag it to a new position in the library.
5. Tap the List View button.



6. Now you can see a vertical list of your books. Scroll up and down by dragging and flicking.
7. Tap the Titles, Authors, and Categories buttons at the bottom of the screen to change the order of the list.
8. Use the search field to search your library.

Another Way to Delete

You can also delete books in list view by swiping from left to right across the title of a book. A Delete button appears to the right. Tap it to delete the book.



Using iBooks Alternatives

Copy protection prevents you from taking your e-books from one platform to the other. Thankfully there is a Kindle app for the iPad, so you can read your Kindle books. Other e-book publishers might soon add apps for the iPad, so search the App Store from time to time.

1. When you launch the Kindle app, you see a screen that displays your library. Tap a book to open it.
2. Tap the Font button to change the font size.
3. Tap the bookmark button to add bookmarks and jump to a new page.

How About PDF Files?

PDF files have become a standard format used for books and many other types of documents. Unlike e-book formats, PDFs strive to look exactly the same on all platforms instead of adjusting for page size and readability. The iBooks app cannot show PDF files, but the iPad supports PDFs in a variety of ways. For instance, you can view a PDF from the web in the Safari app. You can view a PDF attachment in Mail. Many third-party apps also exist specifically to be PDF viewers.



Index

Numbers

1Password app, 292

3G connections

 Data Roaming, 45

 setting up, 44-45

A

About section (Settings screen), 24-25

accessories

 Apple Component AV Cable, 317

 Apple Composite AV Cable, 317

 Apple iPad Camera Connection Kit,
 323-324

 Apple iPad case, 315

 Apple iPad Dock, 314

 Apple iPad Dock to VGA Adapter,
 150, 226-227, 316-317

 Apple iPad Keyboard Dock, 320-321

 Apple Wireless Keyboard, 318-319
 cases, 322-323

 power chargers, 321-322

Accord  on app, 302

adapters, Apple iPad Dock to VGA
 Adapter, 150, 226-227, 316-317

adding contacts, 92-93

Air Hockey app, 303

AirSharing app, 292

albums, viewing, 62, 148-149

alert sounds, adjusting, 26-27

aligning text in documents, 164-165

Angry Birds app, 305

app screens, 10

App Store

 finding apps, 250

 purchasing apps, 244-246

Apple Component AV Cable, 317

Apple Composite AV Cable, 317

Apple Dock Connector to
 USB Cable, 322

Apple iPad 10W USB Power
 Adapter, 321

Apple iPad Camera Connection Kit,
 323-324

Apple iPad case, 315

Apple iPad Dock, 314

Apple iPad Dock to VGA Adapter, 150,
 226-227, 316-317

Apple iPad Keyboard Dock, 320-321

Apple Wireless Keyboard, 318-319

appointments. *See* events

apps

 1Password, 292

 AirSharing, 292

 Bento, 261-264

 deleting, 247

 Dictionary.com, 272-273

Dragon Dictation,
285-287
finding, 250
free apps, 245
GoodReader, 264-266
grouping, 50
iPhone/iPod touch apps,
251-252
iTap VNC, 258-260
MindNode, 274-275
NewsRack, 266, 269
OmniGraffle, 270-271
PrintCentral, 283-285
purchasing, 244-246
quitting, 4
rearranging
 on iPad, 247-248
 in iTunes, 248-249
recommending, 254-255
in Settings list, 39
sharing, 255
SketchBook Pro, 292
Skype, 276-278
sorting, 249
StarWalk, 292
Stick It, 279-282
synchronization, 49-50
Things, 292
troubleshooting, 253
USA Today, 292
Voice Memos, 288-289
The Weather Channel
 Max+, 292
Wolfram Alpha, 292
WritePad, 290-291

artwork, drawing, 292

audio podcasts. *See also* music
 downloading, 69-71
 subscribing to, 71

average function
 (spreadsheets), 189-192

averaging columns in
 spreadsheets, 189-192

B

background images
 inserting in
 documents, 177
 photos as, 147
 sticky notes on, 279-282

battery, charging, 314,
321-322

Belkin Grip Sleeve for
 iPad, 322

Bento app, 261-264

Bluetooth address of iPad, 25

Bluetooth keyboards,
318-319

bookmarks
 inserting in books, 85-86
 setting in Maps app,
 235-236
 synchronization, 48-49
 web pages, 116-117
 deleting bookmarks,
 117-118
 saving bookmarks to
 home screen, 119-120
 syncing bookmarks, 119

books
 deleting, 88
 ePub format, 78
 inserting bookmarks,
 85-86
 organizing, 87-88
 purchasing, 78-80
 reading, 81-83
 customizing view, 83-84
 with GoodReader app,
 264-266
 on Kindle app, 88-89

browsing
 photos, 143-145
 with Safari, 108-109

building
 presentations, 211-213
 slides, 214-217

bulleted lists, creating in
 documents, 166-167

button lists, 14

buttons. *See* controls

buying. *See* purchasing

C

calculations in
 spreadsheets, 193
 updating, 201

Calendar
 events, creating, 96-98
 synchronization, 48-49
 views, 99-102

camera connections, 323-324

Canon Easy-PhotoPrint
 app, 284

capacity of iPad,
 determining, 24

capitalizing letters, 15

capturing the screen,
149, 152

cases for iPad, 315, 322-323

cells in spreadsheets,
 formatting, 194-196

centering map on current
 location, 231

charging the battery, 314,
321-322

charts
 creating
 in documents, 175-176
 with OmniGraffle app,
 270-271

 in spreadsheets, creating,
 202-204

clip art, importing, 171

clipboard, copying
 photos to, 147

Cogs HD app, 306

- column layouts in documents, 168
- columns in spreadsheets
 - averaging, 189-192
 - totaling, 188
- .com button, 109
- comic books, reading, 298-299
- composing
 - email messages, 134
 - music, 301-302
- computer, synchronization with. *See* synchronization with iTunes
- configuring email, 130-132, 138-139
- connections
 - 3G connections, setting up, 44-45
 - wi-fi network connections
 - security, 43
 - setting up, 42-43
- contacts
 - adding, 92-93
 - assigning photos to, 146
 - editing, 95-96
 - searching, 94-95
 - synchronization, 48-49, 93
- controls. *See also* interface
 - Home button, 4
 - double-tapping, 32-33
 - music playback, 62
 - screen rotation lock, 6-7
 - volume control, 6
 - alert sounds, adjusting, 26-27
 - Wake/Sleep button, 5
- copy protection
 - restrictions, 317
 - for videos, 68
- copying
 - photos to clipboard, 147
 - text, 17-18
 - text styles, 163
 - text/images from web pages, 125

- current location, centering map on, 231
- custom alert sounds, 27
- customization
 - alert sounds, adjusting, 26-27
 - date/time, setting, 34-35
 - Home button, double-tapping, 32-33
 - in iBooks, 83-84
 - iPod settings, 38
 - keyboard settings, 35-36
 - parental restrictions, setting, 30-31
 - password protection, setting, 28-30
 - Safari settings, 37
 - slideshow settings, 39
 - Video settings, 39
 - wallpaper, changing, 22-24

D

- daily view (Calendar), 99
- Data Roaming with 3G connections, 45
- databases, Bento app, 261-264
- date/time
 - formatting in spreadsheets, 206
 - setting, 34-35
- deleting
 - apps, 247
 - bookmarks in books, 86
 - bookmarks (Safari), 117-118
 - books, 88
 - email messages, 136
 - photos, 153-155
- diagrams, creating with OmniGraffle app, 270-271
- dictation apps, 285-287
- Dictionary (iBooks), 85
- dictionary apps, 272-273

- Dictionary.com app, 272-273
- digital camera connections, 323-324
- directions (in Maps app), obtaining, 233-234
- disabling viewing remote images, 140
- docking
 - the iPad, 314
 - keyboards, 320-321
- Document Setup options (Pages app), 177-178
- documents. *See also* spreadsheets
 - background images, inserting, 177
 - charts, creating, 175-176
 - column layouts, 168
 - creating, 157-159
 - Document Setup options, 177-178
 - horizontal view, 158
 - images
 - inserting, 169-171
 - moving, 171
 - line spacing, 168
 - lists, creating, 166-167
 - shapes
 - inserting, 172
 - styling, 173
 - synchronization, 51
 - tables
 - creating, 173-175
 - moving, 175
 - text
 - aligning, 164-165
 - copying styles, 163
 - entering, 157-159
 - styling, 160-162
 - transferring with iTunes, 178-180
- double-tapping, 7
 - Home button, 32-33
- downloading podcasts, 69-71
- dragging, 8
- Dragon Dictation app, 285-287

draw-to-direct games, 304
 drawing artwork, 292
 DVDs, importing video
 from, 67

E

editing
 contacts, 95-96
 photos, 144
 playlists, 63
 text, 16-17
 email
 account synchronization,
 48-49
 configuring, 130-132, 139
 folders, creating, 134
 messages
 composing, 134
 deleting, 136
 moving, 136
 reading, 133
 receiving, 138
 searching, 137
 signatures, creating, 135
 sending photos, 146
 spam filtering, 134

emergency contact
 info on Lock and Home
 screens, 282

ePub format, 78

equations in
 spreadsheets, 193

events, creating in Calendar,
 96-98

exporting documents from
 Pages app, 180

F

fetch delivery (email), 138

filenames for notes, 103

finding
 apps, 250
 locations, 230-231
 multiple locations, 232

flicking, 8
 folders (email), creating, 134
 footers
 in documents, 177
 in spreadsheets,
 formatting, 198
 forgotten passcode,
 restoring, 30
 formatting. *See also* styling
 cells in spreadsheets,
 194-196
 date/time formatting in
 spreadsheets, 206
 headers/footers in
 spreadsheets, 198
 notes, 105
 tables in spreadsheets,
 197-198
 text in documents,
 164-165
 forms
 Safari, filling in, 120-122
 in spreadsheets, creating,
 199-201
 formulas. *See* calculations
 free apps, 245

G

Galcon Fusion app, 306

games
 Air Hockey app, 303
 Angry Birds app, 305
 Cogs HD app, 306
 Galcon Fusion app, 306
 Harbor Master app, 304
 Implode! app, 304-305
 Labyrinth 2 HD app, 309
 Plants vs. Zombies
 app, 307
 Real Racing HD app, 310
 Scrabble app, 308
 Tap Tap Radiation
 app, 310
 WeRule app, 307
 Genius playlists, 64
 GoodReader app, 264-266

Google Maps in Safari, 234

Griffin PowerJolt Car
 Charger, 332

grouping
 apps, 50
 slides, 223

GUI. *See* interface

H

Handbrake, 67

handwriting recognition,
 290-291

Harbor Master app, 304

HD (high definition) video, 68

headers
 in documents, 177
 in spreadsheets,
 formatting, 198

headsets, USB headset
 connections, 324

help. *See* troubleshooting

History button (Safari),
 114-115

Home button, 4
 double-tapping, 32-33

Home screen, 9-10
 saving bookmarks to,
 119-120
 sticky notes on, 279-282

home video, 67

horizontal view of
 documents, 158

HP iPrint Photo app, 284

I

iBooks
 deleting books, 88
 inserting bookmarks,
 85-86
 organizing books, 87-88
 purchasing books from,
 78-80

- reading books, 81-83
 - customizing view*, 83-84
- troubleshooting, 85
- icons for home screen
 - bookmarks, 120
- images. *See also* photos
 - background images, inserting in documents, 177
 - clip art, importing, 171
 - copying from web pages, 125
 - including in email messages, 135
 - inserting in documents, 169-171
 - moving in documents, 171
 - remote images, disabling viewing, 140
 - saving from web pages, 126
 - slideshow settings, customizing, 39
 - wallpaper, changing, 22-24
- IMAP (Internet Message Access Protocol), 130
- Implode! app, 304-305
- importing
 - clip art, 171
 - documents to Pages app, 178-179
 - video from DVDs, 67
- Incase Car Charger, 322
- inserting
 - background images in documents, 177
 - bookmarks in books, 85-86
 - images in documents, 169-171
 - shapes in documents, 172
- interface. *See also* controls; customization
 - button lists, 14
 - dragging, 8
 - flicking, 8
 - on-screen keyboard, 15-16
 - pinching, 8
 - screens. *See* screens
 - sliders, 13
 - switches, 13
 - tab bars, 14
 - tapping, 7
 - text
 - copying/pasting*, 17-18
 - editing*, 16-17
 - toolbars, 14
- Internet connections
 - 3G connections, setting up, 44-45
 - wi-fi network connections
 - security*, 43
 - setting up*, 42-43
- Internet Message Access Protocol (IMAP), 130
- iPad
 - cases for, 322-323
 - customizing. *See* customization
 - docking, 314
 - keyboards for, 159
 - locking, 28
 - orientation, 7
 - printing from, 153, 283-285
 - shaking, 7
 - shutting down, 5
 - starting, 5
 - synchronization. *See* synchronization with iTunes
- iPad OS version number, 25
- iPad version of web pages, 109
- iPhone apps, 251-252
- iPod settings, customizing, 38
- iPod touch apps, 251-252
- iTap VNC app, 258-260
- iTunes
 - purchasing from, 65-67
 - rearranging apps in, 248-249
 - sharing accounts, 255
 - synchronization with, 46-47
 - apps*, 49-50
 - contacts/calendars/bookmarks/email accounts*, 48-49
 - documents*, 51
 - music*, 52-53
 - photos*, 53-54
 - transferring documents with, 178-180
- iWork.com service, transferring documents, 180

J-K

- Kensington PowerBolt Micro Car Charger, 322
- keyboard settings, customizing, 35-36
- keyboard shortcuts on Apple Wireless Keyboard, 320
- keyboards, 159, 318-319. *See also* on-screen keyboard
 - Apple iPad Keyboard Dock, 320-321
 - Numbers app options, 185
 - USB keyboards, 321, 324
- Keynote. *See* presentations
- Kindle app, 88-89

L

- Labyrinth 2 HD app, 309
- laser pointers, 227
- letters, capitalizing, 15
- line spacing in documents, 168
- links in web pages, 113
- List view (Calendar), 102
- listening to music, 299-300. *See also* songs, playing
- lists, creating in documents, 166-167

locations, finding, 230-232
 lock screen, 9
 sticky notes on, 279-282
 locking iPad, 28

M

Magic Move transition (in presentations), 219-220
 Mail. *See* email
 Maps app, 229
 bookmarks, setting, 235-236
 centering on current location, 231
 directions, obtaining, 233-234
 locations, finding, 230-231
 multiple locations, finding, 232
 Satellite View, 237-238
 Street View, 239-240
 traffic reports, 241
 Marvel Comics app, 298-299
 meetings. *See* events
 messages (email)
 composing, 134
 deleting, 136
 moving, 136
 reading, 133
 receiving, 138
 searching, 137
 signatures, creating, 135
 mind mapping, 274-275
 MindNode app, 274-275
 MobileMe, synchronization with, 55-57
 model number of iPad, 25
 Month view (Calendar), 101
 movies. *See also* video
 copy protection restrictions, 317
 watching with Netflix app, 296-297

moving. *See also* rearranging
 email messages, 136
 images in documents, 171
 tables in documents, 175
 MP4 format, 72
 Multi-Pass, 68
 multiple locations, finding, 232
 multiple tables in spreadsheets, 204-205, 208-209
 multiple web pages, opening, 123-124
 music. *See also* songs
 composing, 301-302
 listening to, 299-300
 playlists
 building, 63-64
 editing, 63
 Genius playlists, 64
 purchasing from iTunes, 65-67
 synchronization, 52-53
 music games, 310

N

Netflix app, 72, 296-297
 network connections
 3G connections, setting up, 44-45
 wi-fi network connections
 security, 43
 setting up, 42-43
 newspaper apps, 292
 NewsRack app, 266, 269
 notes
 creating, 103-104
 filenames for, 103
 formatting, lack of, 105
 handwriting, 290-291
 recording, 288-289
 synchronizing, 105
 numbered lists, creating in documents, 166-167

numbers and punctuation, typing, 15
 Numbers app, keyboard options, 185. *See also* spreadsheets

O

object transitions (in presentations), 221-222
 OmniGraffle app, 270-271
 on-screen keyboard, 15-16
 keyboard settings, customizing, 35-36
 On/Off button. *See* Wake/Sleep button
 opening multiple web pages, 123-124
 organizing apps
 on iPad, 247-248
 in iTunes, 248-249
 books, 87-88
 photos into albums, 148-149
 slides, 223-224
 orientation
 of iPad, 7
 screen rotation lock, 6-7
 of video, changing, 73
 original photos, 146

P

Pages app. *See also* documents
 Document Setup options, 177-178
 transferring documents with iTunes, 178-180
 Undo button, 160
 Pandora app, 299-300
 paper size, changing for documents, 177
 parentheses in spreadsheet calculations, 193

- parental restrictions, setting, 30-31
- passcode, restoring, 30
- password protection, setting, 28-30
- passwords, storing, 292
- pasting text, 17-18
- pausing songs, 62
- PDF files, reading, 89, 264-266
- photos. *See also* images
 - browsing, 143-145
 - deleting, 153-155
 - editing, 144
 - organizing into albums, 148-149
 - originals, 146
 - in Picture Frame, 150-151
 - printing, 153
 - slideshows, creating, 149-150
 - synchronization, 53-54
 - usage examples, 146-147
 - zooming, 145
- Photos app. *See* photos
- physics games, 304-305
- Pianist Pro app, 301-302
- Picture Frame, viewing photos in, 150-151
- pinching, 8
- Plants vs. Zombies app, 307
- playing. *See also* video
 - presentations, 225
 - with VGA Adapter*, 226-227
 - songs, 59-62
 - video, 72-73
 - YouTube video, 74-75
- playlists. *See also* music
 - building, 63-64
 - editing, 63
 - Genius playlists, 64
- podcasts
 - downloading, 69-71
 - subscribing to, 71
- POP (Post Office Protocol), 130
- power supplies, 321-322
 - battery charging
 - with, 314
- presentations
 - building (Keynote), 211-213
 - laser pointers with, 227
 - playing, 225
 - with VGA Adapter*, 226-227
 - slides
 - building*, 214-217
 - organizing*, 223-224
 - transitions*, 218-222
 - themes, 214
- PrintCentral app, 283-285
- printing from iPad, 153, 283-285
- punctuation, typing, 15
- purchasing
 - apps, 244-246
 - books, 78-80
 - from iTunes, 65-67
 - video, 68
- push delivery (email), 138
- puzzle games, 306

Q-R

- quitting apps, 4
- racing games, 310
- radio stations. *See* Pandora app
- reading
 - books, 81-83
 - customizing view*, 83-84
 - with GoodReader app*, 264-266
 - on Kindle app*, 88-89
 - comic books, 298-299
 - email messages, 133
 - PDF files, 89
- Real Racing HD app, 310
- rearranging apps
 - on iPad, 247-248
 - in iTunes, 248-249
- receiving email messages, 138
- recommending apps, 254-255
- recording notes, 288-289
- remote images, disabling viewing, 140
- rented video, 68
- restoring passcode, 30
- restrictions. *See* parental restrictions
- routes, mapping, 233-234
- RSS feeds, 266, 269

S

- Safari
 - bookmarking web pages, 116-117
 - browsing with, 108-109
 - copying text/images from web pages, 125
 - customizing settings, 37
 - deleting bookmarks, 117-118
 - filling in web forms, 120-122
 - Google Maps in, 234
 - links in, 113
 - opening multiple web pages, 123-124
 - saving bookmarks to home screen, 119-120
 - saving images from web pages, 126
 - searching with, 109-111
 - syncing bookmarks, 119
 - viewing web pages, 111-113
 - previously visited pages*, 114-115
- Satellite View (Maps app), 237-238
- Saved Photos, 149, 152
 - deleting photos, 153-154

- saving
 - bookmarks (Safari) to home screen, 119-120
 - images from web pages, 126
- Scrabble app, 308
- screen captures, 149, 152
- screen rotation lock, 6-7
- screens
 - app screens, 10
 - Home screen, 9-10
 - saving bookmarks to*, 119-120
 - sticky notes on*, 329-332
 - lock screen, 9
 - sticky notes on*, 329-332
 - Search screen, 10-11
 - Settings screen, 12
 - About section*, 24-25
 - apps in*, 39
- SD (standard definition) video, 68
- SD card connections, 323-324
- Search (iBooks), 85
- Search screen, 10-11
- searching
 - contacts, 94-95
 - email messages, 137
 - for places, 232
 - with Safari, 109-111
- season passes for TV shows, 68
- security
 - password protection, setting, 28-30
 - for wi-fi network connections, 43
- selecting tables in spreadsheets, 205
- serial number of iPad, 25
- Settings screen, 12
 - About section*, 24-25
 - apps in*, 39
- shaking iPad, 7
- shapes
 - inserting in documents, 172
 - styling in documents, 173
- sharing apps, 255
- sheets in spreadsheets, 184
- shutting down iPad, 5
- signatures for email messages, creating, 135
- SketchBook Pro app, 292
- Skype app, 276-278
- sleep mode, 5
- sliders, 13
- slides
 - building, 214-217
 - organizing, 223-224
 - transitions, 218-222
 - Magic Move transition*, 219-220
 - object transitions*, 221-222
 - viewing, 214
- slideshow settings, customizing, 39
- slideshows
 - of photos, creating, 149-150
 - viewing in Picture Frame, 150-151
- songs. *See also* music
 - pausing, 62
 - playing, 60-62
- sorting apps, 249
- sound, adjusting alert sounds, 26-27
- spam filters, 134
- special keys on Apple Wireless Keyboard, 320
- spreadsheets
 - calculations in, 193
 - updating*, 201
 - cells, formatting, 194-196
 - charts, creating, 202-204
 - columns
 - averaging*, 189-192
 - totaling*, 188
 - creating, 184-187
 - date/time formatting, 206
 - forms, creating, 199-201
 - headers/footers, formatting, 198
 - tables
 - formatting*, 197-198
 - multiple tables in*, 204-205, 208-209
 - selecting*, 205
- starting iPad, 5
- StarWalk app, 292
- Stick It app, 279-282
- sticky notes on Lock and Home screens, 279-282
- storage space for video, 68
- storing passwords, 292
- strategy games, 306-307
- Street View (Maps app), 239-240
- styling
 - shapes in documents, 173
 - text in documents, 160-162
 - copying styles*, 163
- subscribing to podcasts, 71
- sum function (spreadsheets), 188
- switches, 13
- synchronization
 - of bookmarks (Safari), 119
 - of contacts, 93
 - with iTunes, 46-47
 - apps*, 49-50
 - contacts/calendars/bookmarks/email accounts*, 48-49
 - documents*, 51
 - music*, 52-53
 - photos*, 53-54
 - with MobileMe, 55-57
 - of notes, 105

T

tab bars, 14

tables

- creating in documents, 173-175
- moving in documents, 175
- multiple tables in
 - spreadsheets, 204-205, 208-209
- in spreadsheets, 184
 - formatting*, 197-198
 - selecting*, 205

tabs in documents, 165

Tap Tap Radiation app, 310

tapping, 7

text

- copying from web
 - pages, 125
- copying/pasting, 17-18
- in documents
 - aligning*, 164-165
 - column layouts*, 168
 - copying styles*, 163
 - entering*, 157-159
 - line spacing*, 168
 - lists, creating*, 166-167
 - styling*, 160-162
- editing, 16-17
- typing, 15-16

themes in presentations, 214

thesaurus apps, 272-273

Things app, 292

thumbnail images, assigning
to contacts, 146

time-delayed rentals
(video), 68

time/date

- formatting in
 - spreadsheets, 206
- setting, 34-35

to-do lists, creating, 103-104

toolbars, 14

totaling columns in
spreadsheets, 188

traffic reports, 241

transferring documents with
iTunes, 178-180

transitions (in presentations),
218-222

- Magic Move transition,
219-220
- object transitions,
221-222

troubleshooting

- apps, 253
- calculations in
 - spreadsheets, 201
- forgotten passcode, 30
- iBooks, 85
- viewing presentations
with VGA Adapter, 227
- VNC connections, 259

TV hookups, Apple iPad Dock
Connector to VGA Adapter,
150, 226-227, 366-367

TV shows, 68

typing

- capital letters, 15
- with on-screen
 - keyboard, 15
- text, 15-16
- URLs, 109

U-V

UI. *See* interface

Undo button (Pages app), 160

updating calculations in
spreadsheets, 201

URL (Universal Resource
Locator), 109

USA Today app, 292

USB headset

- connections, 324

USB keyboards, 321, 324

user interface. *See* interface

version number of
iPad OS, 25

VGA adapters, Apple iPad
Dock to VGA Adapter, 150,
226-227, 316-317

video

- alternatives to Apple, 72
- HD versus SD, 68
- home video, 67
- importing from DVDs, 67
- MP4 format, 72
- orientation, changing, 73
- playing, 72-73
- podcasts
 - downloading*, 69-71
 - subscribing to*, 71
- purchasing, 68
- space constraints, 68
- YouTube video, playing,
74-75

Video settings,
customizing, 39

viewing. *See also* playing;

reading

- albums, 62, 148-149
- documents, horizontal
view, 158

maps

- Satellite View*, 237-238
- Street View*, 239-240
- photos, 143-145
 - in Picture Frame*,
150-151
 - as slideshow*, 149-150

- remote images,
disabling, 140
- slides, 214

- web pages, 111-113
 - previously visited pages*,
114-115

views in Calendar, 99-102

VNC (Virtual Network
Computing), 258-260

Voice Memos app, 288-289

VOIP (voice over IP) apps,
276-278

volume control, 6

- alert sounds, adjusting,
26-27

W-Z

- Wake/Sleep button, 5
- wallpaper, changing, 22-24
- watching movies with Netflix app, 296-297
- The Weather Channel Max+ app, 292
- web pages
 - bookmarking, 116-117
 - deleting bookmarks,* 117-118
 - saving bookmarks to home screen,* 119-120
 - syncing bookmarks,* 119
 - browsing, 108-109
 - copying text/images, 125
 - filling in forms, 120-122
 - iPad versions, 109
 - links in, 113
 - opening multiple, 123-124
 - saving images, 126
 - searching for, 109-111
 - viewing, 111-113
 - previously visited pages,* 114-115
- weekly view (Calendar), 100
- WePrint, 283
- WeRule app, 307
- Wi-Fi address of iPad, 25
- wi-fi network connections
 - security, 43
 - setting up, 42-43
- wireless keyboards, 318-319
- Wolfram Alpha app, 292
- word processing. *See* documents
- WritePad app, 290-291
- writing email messages, 134
- YouTube video, playing, 74-75
- zooming photos, 145